



# WL 467HQ

FD6

SEMI-DORMANT

## CONSISTENT HIGH PERFORMER IN SEMI-DORMANT TERRITORY

An intermediate HQ alfalfa to pay attention to

WL 467HQ compliments and continues the gains made in the semi-dormant space for W-L Alfalfas. Not only is WL 467HQ a go-to selection for yield and 'HQ' levels of feed value, it contains an agronomic package of high resistance levels to yield-robbing stem nematode and pea aphid among others, making it a wise long-term investment.

### WL 467HQ Advantages

- Excellent yield potential and agronomic performance under 5 to 7-cut harvest management systems (FD=6.0)
- "HQ" feed value levels make WL 467HQ highly desirable for cash hay and dairy producers alike
- Highly-resistant to stem and root knot nematode, and pea aphid to allow to maximize genetic potential
- WL 467HQ delivers fast recovery, quickly closing the canopy to outpace yield-robbing weeds
- Very strong disease resistance package, (including HR to Fusarium Wilt, Verticillium Wilt and Anthracnose; R to Phytophthora Root Rot) promoting quick establishment and long stand life
- Great standability for intensive management systems
- Dark green, fine-stemmed, and a highly palatable HQ variety
- Very well-adapted and selected for use in the Western U.S. and Southern Plains

# HQ™

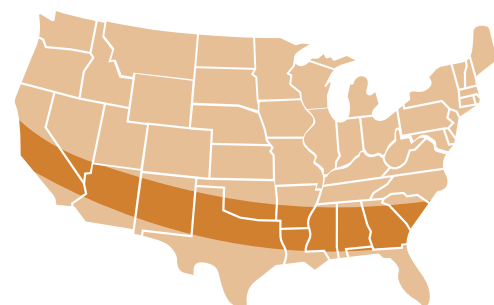
#### AGRONOMIC TRAITS

Fall Dormancy	6.0
Winter Activity	Moderate
Digestibility/Feed Value	Superior
Persistence Index	Very High
Recovery After Harvest	Very Fast
Standability	Excellent
Traffic Tolerance	Very Good
Multileaf Expression	Moderate
Salt Tolerance	Germination

#### PEST RESISTANCE TRAITS

Bacterial Wilt	HR
Fusarium Wilt	HR
Verticillium Wilt	R
Anthracnose (Race I)	HR
Phytophthora Root Rot	HR
Aphanomyces (Race I)	R
Spotted Alfalfa Aphid	R
Pea Aphid	HR
Stem Nematode	HR
Root-Knot Nematode (Northern)	HR

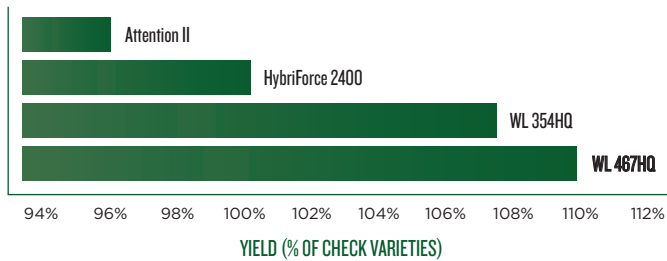
HR = HIGH RESISTANCE R = RESISTANT MR = MODERATE RESISTANCE



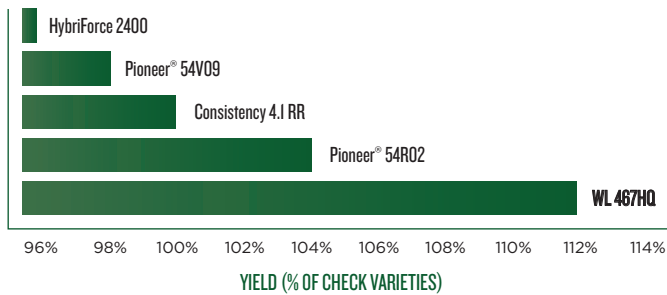
■ Area of Primary Adaptation

## WL 467HQ Outyields the Competition\*

Basin City, WA 2011-2013; Othello, WA 2012-2014; Touchet, WA 2012-2014



Nampa, ID 2011-2013



\* Results are based on controlled field trials at the listed W-L Alfalfas location. Results may vary and are dependent on factors outside of W-L Alfalfa's control, such as weather. Yield, profit and other results cannot be predicted or guaranteed by W-L Alfalfas.

For more information visit [WLAalfas.com](http://WLAalfas.com).

©2022 Forage Genetics International, LLC. Better Seed Through Research® tagline, HQ™ and W-L Alfalfas® are trademarks of Forage Genetics International, LLC.

